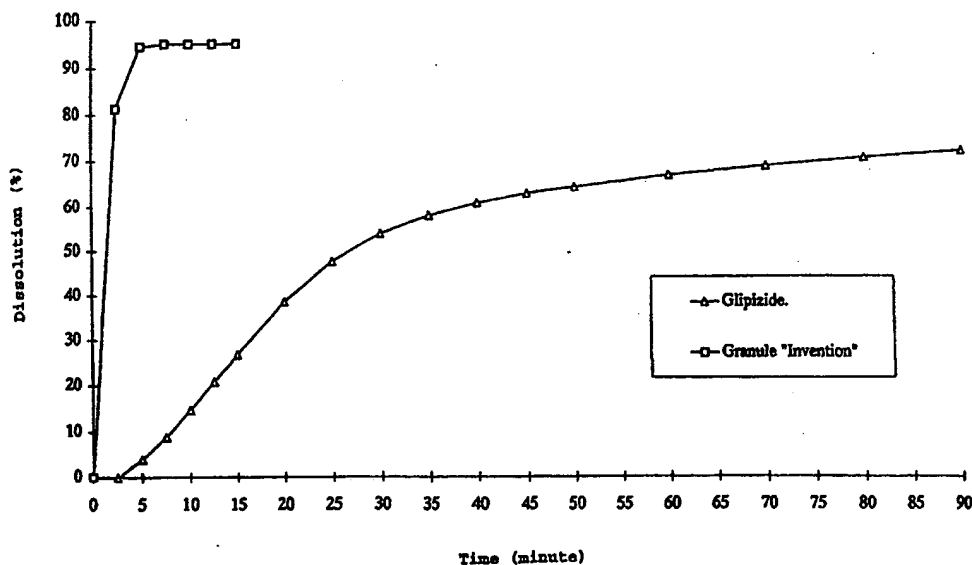




INTERNATIONAL APPLICATION PUBLISHED UNDER THE PATENT COOPERATION TREATY (PCT)

<p>(51) International Patent Classification ⁶ : A61K 31/19, 31/215, 31/22, 31/44, 31/64, 9/16, 9/20, 9/50</p>	A1	<p>(11) International Publication Number: WO 98/31360</p> <p>(43) International Publication Date: 23 July 1998 (23.07.98)</p>
<p>(21) International Application Number: PCT/IB98/00066</p> <p>(22) International Filing Date: 16 January 1998 (16.01.98)</p> <p>(30) Priority Data: 97/00480 17 January 1997 (17.01.97) FR</p> <p>(71) Applicant: PHARMA PASS [FR/FR]; Rue Tobias Stimer, F-67400 Illkirch Graffenstaden (FR).</p> <p>(72) Inventors: STAMM, André; 33A, rue des Olives, F-67870 Griesheim (FR). SETH, Pawan; 10 Meryton, Irvine, CA 92612 (US).</p> <p>(74) Agents: POCHART, François et al.; Cabinet Hirsch-Desrousseaux-Pochart, 34, rue de Bassano, F-75008 Paris (FR).</p>		<p>(81) Designated States: AL, AM, AT, AU, AZ, BA, BB, BG, BR, BY, CA, CH, CN, CU, CZ, DE, DK, EE, ES, FI, GB, GE, GH, GM, GW, HU, ID, IL, IS, JP, KE, KG, KP, KR, KZ, LC, LK, LR, LS, LT, LU, LV, MD, MG, MK, MN, MW, MX, NO, NZ, PL, PT, RO, RU, SD, SE, SG, SI, SK, SL, TJ, TM, TR, TT, UA, UG, UZ, VN, YU, ZW, ARIPO patent (GH, GM, KE, LS, MW, SD, SZ, UG, ZW), Eurasian patent (AM, AZ, BY, KG, KZ, MD, RU, TJ, TM), European patent (AT, BE, CH, DE, DK, ES, FI, FR, GB, GR, IE, IT, LU, MC, NL, PT, SE), OAPI patent (BF, BJ, CF, CG, CI, CM, GA, GN, ML, MR, NE, SN, TD, TG).</p> <p>Published With international search report.</p>

(54) Title: PHARMACEUTICAL COMPOSITION HAVING HIGH BIOAVAILABILITY AND METHOD FOR PREPARING IT



(57) Abstract

The invention provides a composition comprising: (a) an inert hydrosoluble carrier covered with at least one layer containing an active ingredient except fenofibrate in a micronized form having a size less than 20 μm , a hydrophilic polymer and, optionally, a surfactant, the polymer making up at least 10 % by weight of (a); and (b) optionally one or several outer phase(s) or layer(s). The invention also provides a method for preparing said composition.

FOR THE PURPOSES OF INFORMATION ONLY

Codes used to identify States party to the PCT on the front pages of pamphlets publishing international applications under the PCT.

AL	Albania	ES	Spain	LS	Lesotho	SI	Slovenia
AM	Armenia	FI	Finland	LT	Lithuania	SK	Slovakia
AT	Austria	FR	France	LU	Luxembourg	SN	Senegal
AU	Australia	GA	Gabon	LV	Latvia	SZ	Swaziland
AZ	Azerbaijan	GB	United Kingdom	MC	Monaco	TD	Chad
BA	Bosnia and Herzegovina	GE	Georgia	MD	Republic of Moldova	TG	Togo
BB	Barbados	GH	Ghana	MG	Madagascar	TJ	Tajikistan
BE	Belgium	GN	Guinea	MK	The former Yugoslav Republic of Macedonia	TM	Turkmenistan
BF	Burkina Faso	GR	Greece	ML	Mali	TR	Turkey
BG	Bulgaria	HU	Hungary	MN	Mongolia	TT	Trinidad and Tobago
BJ	Benin	IE	Ireland	MR	Mauritania	UA	Ukraine
BR	Brazil	IL	Israel	MW	Malawi	UG	Uganda
BY	Belarus	IS	Iceland	MX	Mexico	US	United States of America
CA	Canada	IT	Italy	NE	Niger	UZ	Uzbekistan
CF	Central African Republic	JP	Japan	NL	Netherlands	VN	Viet Nam
CG	Congo	KE	Kenya	NO	Norway	YU	Yugoslavia
CH	Switzerland	KG	Kyrgyzstan	NZ	New Zealand	ZW	Zimbabwe
CI	Côte d'Ivoire	KP	Democratic People's Republic of Korea	PL	Poland		
CM	Cameroon	KR	Republic of Korea	PT	Portugal		
CN	China	KZ	Kazakstan	RO	Romania		
CU	Cuba	LC	Saint Lucia	RU	Russian Federation		
CZ	Czech Republic	LI	Liechtenstein	SD	Sudan		
DE	Germany	LK	Sri Lanka	SE	Sweden		
DK	Denmark	LR	Liberia	SG	Singapore		
EE	Estonia						

PHARMACEUTICAL COMPOSITION HAVING HIGH BIOAVAILABILITY
AND METHOD FOR PREPARING IT

BACKGROUND OF THE INVENTION

5 The present invention relates to a novel pharmaceutical composition having high bioavailability through improved dissolution, and a method for preparing it. The invention more particularly relates to a pharmaceutical composition for administration by oral
10 route, containing an active ingredient of poor aqueous solubility.

Numerous active ingredients suffer from the disadvantage of being poorly soluble in an aqueous medium, thus having an insufficient dissolution profile
15 and, consequently, poor bioavailability within the organism, following oral administration. The therapeutic dose required to be administered must thus be increased in order to obviate this disadvantage. This particularly applies to numerous hypolipemiant active ingredients,
20 such as those belonging to the fibrate family.

Fenofibrate is a well-known hypolipemiant from the family of fibrates, which is commercially available in various doses (100 and 300 mg for example Secalip®) but
25 in a form leading to poor bioavailability of the active ingredient. Indeed, due to its poor hydrosolubility, fenofibrate is poorly absorbed in the digestive tract and consequently its bioavailability is incomplete, irregular and often varies from one person to another.

To improve the dissolution profile of fenofibrate and
30 its bioavailability, thereby reducing the dose requiring to be administered, it would be useful to increase its dissolution so that it could attain a level close to 100%.

Moreover, for patient comfort, it is advantageous to
35 seek a dosage form that only requires the medicament to be taken once daily while giving the same effect as one administered several times daily.

EP-A-0330532 discloses a method for improving bioavailability of fenofibrate. This patent describes the effect of co-micronizing fenofibrate with a surfactant, for example sodium laurylsulfate in order to improve fenofibrate solubility and thereby increase its bioavailability. This patent teaches that co-micronizing fenofibrate with a solid surfactant improves fenofibrate bioavailability to a much greater extent than the improvement that would be obtained either by adding a surfactant, or through solely micronizing the fenofibrate, or, yet again, through intimately mixing the fenofibrate and surfactant, micronized separately. The dissolution method employed is the conventional rotating blade technique (European Pharmacopoeia): product dissolution kinetics are measured in a fixed volume of the dissolution medium, agitated by means of a standardized device; a test was also carried out with an alternative technique to the European Pharmacopoeia, using the continuous-flow cell method.

The process of EP-A-0330532 leads to a new dosage form in which the active ingredient, co-micronized with a solid surfactant, has improved fenofibrate dissolution, and thus increased bioavailability, which makes it possible, for a given level of effectiveness, to decrease the daily dose of the medicament: respective 67 mg and 200 mg instead of 100 mg and 300 mg.

However, the preparation method in that patent is not completely satisfactory inasmuch as it does not lead to complete bioavailability of the active ingredient, and suffers from several disadvantages. The technique of co-micronizing fenofibrate with a solid surfactant does, it is true, improve dissolution of the active ingredient, but this dissolution remains, however, incomplete.

There is thus a need to improve fenofibrate bioavailability in order to attain, over very short periods of time, a level close to 100% (or, in any case, better than the following limits : 10% in 5 minutes, 20% in 10 minutes, 50% in 20 minutes and 75% in 30 minutes in

a medium consisting of 1200 ml water to which 2% Polysorbate 80 is added, with a blade rotation speed of 75 rpm), and this even when dissolution media having a low surfactant content are used.

5 The same need exists for other medicamentalsubstances known to have poor dissolution and bioavailability. Examples of such substances are those of the fenofibrate family, such as for example gemfibrosil, ciprofibrate, beclobrate, clinofibrate,
10 simfibrate and bezafibrate, along with other substances such as glipizide, nifedipine, spironolactone, griseofulvine, acetazolamide, pipemidic acid, alprazolam, amphotericin B, atenolol, azathioprine, zidovudine, cortisone, econazole, itraconazole, furosemide,
15 ketoconazole, loperamide, lovastatine, mesalazine, sucralfate, tolbutamide, papaverine, piroxicam, verapamil, etc., this list not being limiting.

Applicant has found that, surprisingly, it is possible to resolve this problem by a new method for
20 preparing a pharmaceutical composition by spraying a suspension of the active ingredient onto an inert hydrosoluble carrier. The present invention also relates to pharmaceutical compositions thus prepared.

The use is already known of a polymer, such as
25 polyvinylpyrrolidone for producing tablets, in concentrations of the order of 0.5 to 5% by weight, at a maximum 10% by weight. In this case, the polyvinylpyrrolidone is used as a binder. Similarly, the use of a polymer such as hydroxymethylpropylmethyl
30 cellulose as a granulation binder is known. Thus, European patent application 0,519,144 discloses pellets of a poorly soluble substance, omeprazole, obtained by spraying a dispersion or suspension of the active ingredient in a solution containing said polymer onto
35 inert pellets in a fluidized-bed granulator. However, here again, the polymer (HPMC and HPC) is only used as a granulation binder, in an amount of about 50% by weight, based on the weight of the active ingredient, which,

bearing in mind the presence of the inert pellets of a large size (about 700 μm) and the overall final weight leads to final active ingredient and polymer contents which are very low, of the order of barely a few percent based on the weight of the final covered pellet. Finally, it will be noted that the size of the inert pellets in this documents is fairly large, which, in the case of fenofibrate, would lead to a final formulation having a volume which is much too large for ready oral administration.

The use of polymer, such as polyvinylpyrrolidone for manufacturing "solid dispersions" is also known, obtained in general by co-precipitation, co-fusion or liquid-phase mixing followed by drying. What we have here is fixation of the active ingredient in isolated microparticles on the polyvinylpyrrolidone, which avoids problems of poor wetting of the solid and re-agglomeration of the particles. The article "Stable Solid Dispersion System Against Humidity" by Kuchiki et al., Yakuzaigaku, 44 No. 1, 31-37 (1984) describes such a technique for preparing solid dispersions using polyvinylpyrrolidone. The amounts of PVP here are very high, and the ratio between the active ingredient and PVP are comprised between 1/1 and 1/20. In the case however there is no inert carrier.

WO-A-96 01621 further discloses a sustained release composition, comprising an inert core (silica in all examples) coated with a layer which contains the active ingredient in admixture with a hydrophilic polymer, the weight ratio active ingredient/polymer being comprised between 10/1 and 1/2 and the weight ratio active ingredient/inert core being comprised between 5/1 and 1/2, with an outer layer to impart the sustained release property. These compositions can be compressed. The hydrophilic polymer can be polyvinylpyrrolidone. This document also discloses a process for preparing said composition; for example in a fluidized-bed granulator one will spray a dispersion of active ingredient in a polymer solution onto the inert cores. This document

solely relates to sustained release compositions, the technical problem to be solved being the compression, without damages, of the outer layer imparting the sustained release property.

5 Nevertheless, nothing in the state of the art teaches nor suggest the present invention.

SUMMARY OF THE INVENTION

Thus, the present invention provides an immediate-release composition comprising:

10 (a) an inert hydrosoluble carrier covered with at least one layer containing active ingredient except fenofibrate in a micronized form having a size less than 20 μm , a hydrophilic polymer and, optionally, a surfactant; said hydrophilic polymer making up at least
15 10% by weight of (a); and

(b) optionally one or several outer phase(s) or layer(s).

In one embodiment, a surfactant is present with the active ingredient and the hydrophilic polymer.

20 According to one embodiment, the active ingredient is selected from the group consisting of gemfibrosil, cipofibrate, beclobrate, clinofibrate, simfibrate and bezafibrate.

25 According to another embodiment, the active ingredient is selected from the group consisting of acetazolamide, pipemidic acid, alprazolam, amphotericin B, atenolol, azathioprine, zidovudine, cortisone, econazole, itraconazole, furosemide, glipizide, nifedipine, spironolactone, griseofulvine, ketoconazole,
30 loperamide, lovastatine, mesalazine, sucralfate, tolbutamide, papaverine, piroxicam and verapamil.

The invention also provides a composition comprising a glipizide active ingredient having a dissolution of at least 10% in 5 minutes, 20% in 10 minutes, 50% in 20
35 minutes and 75% in 30 minutes, as measured using the rotating blade method at 75 rpm according to the European Pharmacopoeia, in a dissolution medium constituted by water with 2% by weight polysorbate 80.

The invention also provides a composition comprising a nifedipine active ingredient having a dissolution of at least 10% in 5 minutes, 20% in 10 minutes, 50% in 20 minutes and 75% in 30 minutes, as measured using the rotating blade method at 75 rpm according to the European Pharmacopoeia, in a dissolution medium constituted by water with 2% by weight polysorbate 80.

A method for preparing a pharmaceutical composition is also provided, comprising the steps of:

10 (a) preparing a suspension of active ingredient except fenofibrate in micronized form with a particle size below 20 μm , in a solution of hydrophilic polymer and, optionally surfactant;

(b) applying the suspension from step (a) to an inert hydrosoluble carrier;

(c) optionally, coating granules thus obtained with one or several phase(s) or layer(s).

Step (b) is preferably carried out in a fluidized-bed granulator.

20 The method can comprise a step in which products obtained from step (b) or (c) are compressed, with or without additional excipients.

The invention also provides a suspension of active ingredient except fenofibrate in micronized form having a size less than 20 μm , in a solution of hydrophilic polymer and, optionally, surfactant.

The invention will be described in more detail in the description which follows, with reference to the attached drawings.

30 BRIEF DESCRIPTION OF DRAWINGS

FIG. 1 is a graph of a comparative study of the dissolution profile of a composition according to the invention, compared to that of Lipanthyl® 200M;

35 FIG. 2 is a graph illustrating a comparative study of the dissolution profile of a composition according to the invention and that of pharmaceutical products commercially available on the German market;

FIG. 3 shows the dissolution profile of a composition according to the invention containing glipizide.

FIG. 4 shows the dissolution profile of the composition according to the invention containing
5 nifedipine.

DETAILED DESCRIPTION OF PREFERRED EMBODIMENTS

The term "active ingredient" is used in this document in its conventional sense and thus covers every substance having pharmacological, therapeutic, etc. activity.
10 Compositions according to this invention are particularly suitable, in view of their improved dissolution profile, for administration of an active ingredient having poor solubility. This last term can be understood, in the framework of the invention, as an active ingredient
15 having a solubility that is less than 1% by weight in pure water (or a solubility less than 10% in a dissolution medium constituted of water to which 2% Polysorbate 80 has been added). The solubility test is carried out using the rotating blade method as described
20 in the European Pharmacopoeia. Mixtures of active ingredients are also suitable.

The person skilled in the art is able to determine, from the solubility test mentioned above, those active ingredients which can advantageously be employed in the
25 framework of this invention.

The expression "in micronized form" in this invention means a substance in a particulate form, the dimensions of the particles being less than or equal to about 20 μm .

Advantageously, this dimension is less than or equal
30 to 10 μm .

In the framework of this invention, the expression "inert hydrosoluble carrier" means any excipient, generally hydrophilic, pharmaceutically inert, crystalline or amorphous, in a particulate form, not
35 leading to a chemical reaction under the operating conditions employed, and which is soluble in an aqueous medium, notably in a gastric acid medium. Examples of such excipients are derivatives of sugars, such as

lactose, saccharose, hydrolyzed starch (malto-dextrine), etc. Mixture are also suitable. The individual particle size of the inert hydrosoluble carrier can be, for example, between 50 and 500 micron.

5 The expression "hydrophilic polymer" in the invention should be taken to mean any high molecular weight substance (greater, for example, than 300) having sufficient affinity towards water to dissolve therein and form a gel. Examples of such polymers are
10 polyvinylpyrrolidone, poly(vinyl alcohol), hydroxypropylcellulose, hydroxymethylcellulose, hydroxypropylmethylcellulose, gelatin, etc. Polymer blends are also suitable.

The preferred hydrophylic polymer is
15 polyvinylpyrrolidone (PVP). The PVP used in this invention has, for example, a molecular weight comprised between 10,000 and 100,000, preferably for example between 20,000 and 55,000.

The term "surfactant" is used in its conventional
20 sense in this invention. Any surfactant is suitable, whether it be amphoteric, non-ionic, cationic or anionic. Examples of such surfactants are: sodium lauryl sulfate, monooleate, monolaurate, monopalmitate, monostearate or another ester of polyoxyethylene sorbitane, sodium
25 dioctylsulfosuccinate (DOSS), lecithin, stearyl alcohol, cetostearyl alcohol, cholesterol, polyoxyethylene ricin oil, polyoxyethylene fatty acid glycerides, poloxamer®, etc. Mixtures of surfactants are also suitable.

30 The preferred surfactant is sodium laurylsulfate, which can be co-micronized with the active ingredient.

The compositions according to the invention can additionally contain any excipient conventionally used in the pharmaceutical and chemical fields which is
35 compatible with the active ingredient, such as binders, fillers, pigments, disintegrating agents, lubricants, wetting agents, buffers, etc. As examples, excipients able to be used in this invention we can cite:

microcrystalline cellulose, lactose, starch, colloidal silica, talc, glycerol esters, sodium stearyl fumarate, titanium dioxide, magnesium stearate, stearic acid, cross-linked polyvinyl pyrrolidone (AC DI SOL®),
5 carboxymethyl starch (Explotab®, Primojel®), hydroxypropylcellulose, hydroxymethylcellulose, hydroxypropylmethylcellulose, gelatin, etc.

Here, the expression "outer phase or layer" should be taken to mean any coating on the element (a) with the
10 active ingredient (forming a "core"). Indeed, it can be useful to have available one or several phase(s) or layer(s) on top of the coated core. The invention thus covers a single core with one layer, but also several cores in a phase, as is the case of tablets which are
15 formed from "cores" mixed with a phase.

This outer layer comprises conventional excipients.

For example, an outer layer will comprise alkali reaction agents when the active ingredient is, for example, acido-labile.

20 It is also possible to provide a layer comprising additives, for the manufacture of tablets. In this embodiment, the outer layer comprises a disintegration agent and, for example, a lubricant; the thus covered and mixed granules can then be readily compressed and easily
25 disintegrate in water.

The hydrophilic polymer represents preferably more than 20% by weight, based on the weight of (a), especially more than 25% by weight.

The compositions according to the invention comprise,
30 in general, based on the total composition weight excluding the outer phase or layer, an inert hydrosoluble carrier making up from 10 to 90% by weight, preferably 25 to 80% by weight, the active ingredient representing from 5 to 40% by weight, preferably from 10 to 40% by weight,
35 the hydrophilic polymer representing from 10 to 60% by weight, preferably 10 to 50% by weight, the surfactant making up from 0 to 10% by weight, preferably 0.1 to 3% by weight.

The outer layer or phase if present, can make up to 80% by weight of the total weight, preferably up to 50% by weight.

The weight ratio active ingredient/hydrophilic polymer can for example be comprised between 1/10 and 4/1, preferably, for example, between 1/2 and 2/1.

When a surfactant is employed, the weight ratio surfactant/hydrophilic polymer can be comprised for example between 1/500 and 1/10, preferably, for example, between 1/100 and 5/100.

In one embodiment, the composition according to the invention takes the form of tablets.

This tablet preferably results from the compression of elements (a) (under the form of granules) together with an outer phase.

In another embodiment, the composition of the invention takes the form of granules enclosed inside a capsule, for example in gelatin, or inside a bag.

The compositions of the invention are particularly suitable for administering active ingredients by oral route.

The composition according to the invention is prepared by a novel process comprising spraying a suspension of the active ingredient in a micronized form in a solution of a hydrophilic polymer and, optionally, a surfactant, onto the inert cores.

When a surfactant is present, the active ingredient can be co-micronized with the surfactant. One will then use with advantage the teachings of EP-A-0330532.

The method according to the invention consists in using the fluidized bed granulation principle, but with specific starting materials, in order to arrive at an improved dissolution profile and thus, at elevated bioavailability. In particular, the invention employs a suspension of the micronized active ingredient in a solution of a hydrophylic polymer and, optionally, a surfactant.

The fluidized-bed granulation technique is widely used in the pharmaceutical industry for preparing capsules or tablets. Conventionally, according to the prior art, a powder or a mixture of powders (active
5 ingredient + excipients) is put into suspension in the fluidized bed in a granulator, and a solution containing a binder and, optionally, a surfactant, is sprayed onto this bed to form granules. The fluidized-bed granulation
10 technique is well known to those skilled in the art and reference should be made to standard works such as for example "Die Tablette", by Ritschel, Ed. Cantor Aulendorf, pages 211-212.

The invention, as has been indicated, comprises spraying a suspension of an active ingredient micronized
15 with a hydrophilic polymer onto an inert carrier. Following granulation, the granulate formed consists of crystals of, for example, lactose, which are isolated (or possibly agglomerated together by the spraying solution) and particles of active ingredient and PVP adhering to
20 the crystal surface. The granulate could similarly be constituted of coated crystals which are agglomerated, or even of such an agglomerate having received a coating.

The compositions according to the invention can also be prepared by other methods, for example by spraying a
25 solution of the micronized active ingredient onto the hydrosoluble inert carrier.

The granulates thus obtained can, if desired, be provided with an outer coating or compressed into tablets, or form agglomerates.

30 The outer layer or layer is/are applied using conventional coating techniques such as coating in a pan or fluidized bed coater.

When the granulate obtained (whether subsequently coated or not) is compressed to form tablets, this step
35 can be implemented using any conventional technique which is suitable, for example using an alternating or rotating compressing equipment.

The significant starting product is the suspension of the active ingredient. This suspension is prepared by putting the micronized active ingredient into suspension in a solution comprising the hydrophylic polymer and, 5 optionally, a surfactant, in solution in a solvent. If a surfactant is employed, it is put into solution in the solvent (beaker + magnetic or vane stirrer). Next, the hydrophylic polymer (PVP) is dispersed, while stirring, in the solution previously obtained. Depending on 10 polymer solubility, this either dissolves in the solution or forms a gel or a suspension having varying degrees of thickness. While still stirring, the micronized active ingredient is dispersed in the form of a fine shower into the above solution or suspension, to form a homogeneous 15 suspension. The order of these steps can be reversed. The solvent employed can be aqueous or organic (for example ethanol). For example demineralized water can be used.

The active ingredient concentration in the suspension 20 is from 1 to 40% by weight, preferably from 10 to 25%.

The hydrophylic polymer concentration in the suspension is from 5 to 40% by weight, preferably 10 to 25%.

The surfactant concentration in the suspension is 25 from 0 to 10% by weight, preferably below 5%.

The invention also covers this novel suspension.

Without wishing to be tied down to a specific theory, applicant believes that this novel method, through the use of a micronized active ingredient suspension in a 30 hydrophilic polymer solution, enabled a novel composition to be obtained in which the active ingredient is in a non-re-agglomerated form.

The following examples illustrate the invention without limiting it.

Example 1 Preparation of a pharmaceutical composition of fenofibrate.

A composition containing, as the element a), micronized fenofibrate, Plasdone®, Capsulac® and sodium lauryl sulfate was prepared.

The micronized fenofibrate had a particle size of about 5 μ m, as measured using a Coulter counter.

The Plasdone K25® corresponds to a polyvinylpyrrolidone PVP ISP and the Capsulac 60® corresponds to a coarse crystal lactose monohydrate (particle size between 100 and 400 μ m) (Meggle).

The sodium laurylsulfate (7g) is dissolved in water (demineralized water, 1750 g) and the micronized fenofibrate (350 g) is put into suspension in the mixture obtained (for example using a helix stirrer at 300 rpm for 10 minutes, then using an Ultra Turrax agitator at 10,000 rpm, for 10 minutes). Following this, the PVP (350 g) is added while still agitating, stirring (helix stirrer) being continued until the latter had dissolved (30 minutes). It is all passed through a sieve (350 μ m) to eliminate possible agglomerates.

Separately, the lactose (400 g) is put into suspension in a fluidized air bed granulator (of the Glatt® GPCG1 - Top Spray type or equivalent) and heated to a temperature of 40°C.

The fenofibrate suspension is sprayed onto the lactose. This step is carried out under the following conditions: spraying pressure : 2.1 bar, air throughput 70 m³/h, air inlet temperature: 45°C; air outlet temperature: 33°C; product temperature 34°C; duration of spraying: 3 h.

The granulate thus obtained can be put inside capsules or transformed into tablets. Any suitable conventional technique for preparing such dosage forms can be used.

For transformation to tablet form, one will mix 191 g of the granulate obtained (using for example a mixer-grinder type mixing apparatus, a planetary mixer or turn-over mixer), with the outer phase having the following composition:

- 56 g Polyplasdone XL® (cross-linked polyvinylpyrrolidone ISP, as described in the USA Pharmacopoeia "USP - NF" under the name of crospovidone, mean molecular weight > 1,000,000);
- 10 - 88 g Avicel® PH200 (microcrystalline cellulose);
- 3.5 g sodium stearyl fumarate (Mendell, U.S.A.);
- and
- 2 g Aerosil® 200 (colloidal silica).

The cross-linked polyvinylpyrrolidone, the 15 microcrystalline cellulose, the sodium stearyl fumarate and the colloidal silica are respectively, disintegration agents, binders, lubricating and flow enhancing agents.

The tablet can be obtained on an alternating compression machine (for example Korsch EKO) or a rotary 20 machine (for example Fette Perfecta 2).

One thus obtains tablets having the following composition, expressed in mg:

- element (a) :

micronized fenofibrate	100.0
25 PVP	100.0
Lactose	114.3
sodium laurylsulfate	2.0
- outer phase (or layer) :

cross-linked PVP	92.7
30 microcrystalline cellulose	145.7
sodium stearyl fumarate	5.8
colloidal silica	3.3

Example 2: Dissolution of a composition according to the invention and a composition according to the prior art.

a) dissolution medium and procedure for measuring dissolution.

5 A dissolution medium which is discriminating, in other words one in which two products having very different dissolution profiles in gastric juices will have very different dissolution curves is looked for.

For this, an aqueous medium containing a surfactant,
10 this being Polysorbate 80 (polyoxyethylene sorbitane mono-oleate) is used. This surfactant is readily available from various suppliers, is the object of a monograph in the Pharmacopoeias, and is thus easy to implement (being also a water-soluble liquid product).
15 Other surfactants can also be used, such as sodium lauryl sulfate.

The rotating blade method (European Pharmacopoeia) is used under the following conditions: volume of medium: 1200 ml; medium temperature: 37°C; blade rotation speed:
20 75 rpm; samples taken: every 2.5 minutes. Determination of the amount dissolved is carried out by spectrophotometry. Test are repeated 6 times over.

b) Results

The composition according to the invention consisted
25 of two tablets containing about 100 mg fenofibrate prepared according to example 1.

The prior art composition was Lipanthyl® 200M from Laboratoires Fournier, containing 200 mg fenofibrate (corresponding to capsules of 200 mg fenofibrate co-
30 micronized with sodium laurylsulfate, and containing lactose, pre-gelatinized starch, cross-linked polyvinylpyrrolidone and magnesium stearate, in line with the teachings of EP-A-0330532).

The results obtained are shown graphically in FIG. 1,
35 on which the percentage of dissolution is shown, the observed standard deviation being indicated between brackets.

These results clearly show that the compositions according to the invention have a dissolution profile which is distinctly better than that of the prior art compositions.

5 These results also clearly show that with the compositions of the invention, the standard deviation observed is distinctly lower than is the case with prior art compositions.

Example 3: Study of bioavailability of compositions
10 according to the invention and prior art compositions.

A test of bioavailability on healthy volunteers was carried out.

The following compositions were tested:

- composition according to the invention: capsules
15 containing granules prepared according to example 1, containing 200 mg fenofibrate.

- first composition according to the prior art: Lipanthyl® M from Fournier, containing 200 mg fenofibrate, identical to that in the previous example.

20 - second prior art composition: Secalip® in capsule form (300 mg fenofibrate in the form of three 100 mg capsules).

The study was carried out on 6 healthy volunteers receiving a single dose of fenofibrate, with a minimum 6-
25 day rest period between administrations. The samples for pharmaco-kinetic analysis were collected after each administration at the following times: 0.5 h; 1 h; 2 h; 3 h; 4 h; 5 h; 6 h; 8 h; 10 h; 12 h; 24 h; 36 h; 48 h; 72 h; and 96 hours following administration of the
30 medicament. Fenofibric acid content in plasma was measured for each sample.

The results obtained are given in table 1 below.

Table 1

Product	dose (mg)	Cmax ($\mu\text{g/ml}$)	tmax (h)	t1/2 (h)	AUC 0-t ($\mu\text{g}\cdot\text{h/ml}$)	AUC 0- ∞ ($\mu\text{g}\cdot\text{h/ml}$)
Invention	200	5.4	6	23	148	162
Secalip® 100	3 x 100	1.1	25	39	53	56
Lipanthyl® 200M	200	1.6	8.3	41	71	92

Cmax: maximum plasma concentration

5 tmax: time to reach Cmax

t1/2: plasma half-life

AUC 0 - t: area under the curve from 0 to t

AUC 0 - ∞ : area under the curve from 0 to ∞ .

The results clearly show that the compositions of the
10 present invention have a dissolution profile that is an
improvement over compositions of the prior art, leading
to a considerably enhanced bioavailability of the active
ingredient compared to that obtained with compositions of
the prior art.

15 Example 4: Comparison of the dissolution profile of
compositions according to the invention and that of
products currently on the German market.

On the German market, immediate or sustained-release
20 fenofibrate formulations exist. Like in France, the 100
mg and 300 mg (conventional) forms coexist with 67 and
200 mg forms (having enhanced bioavailability, according
to the teaching of EP-A-0330532). These products are as
follows:

- Fenofibrate - ratiopharm; Ratiopharm - Ulm;

25 Capsules;

Composition: 100 mg fenofibrate;

Excipients: lactose, corn starch, magnesium stearate,

E 171 colorant, gelatine.

- Durafenat; Durachemie - Wolfratshausen

Capsules;

Composition: 100 mg fenofibrate;

Excipients: lactose, corn starch, magnesium stearate,

5 E 171 colorant, gelatine.

- Normalip pro; Knoll - Ludwigshafen;

Capsules;

Composition: 200 mg Fenofibrate;

10 Excipients: Crospovidone, gelatine, monohydrate

lactose, magnesium stearate, corn starch, sodium

laurylsulfate, E 132 and E 171 colorants.

A comparison was made between:

- the tablet of the invention as prepared using
example 1 (2 x 100 mg)

15 - Normalip pro® (200 mg);

- Lipanthyl® 200M (200 mg) (according to the
preceding example);

- Fenofibrate by Ratiopharm® (2 x 100 mg);

- Durafenat® (2 x 100 mg)

20 The tests were implemented under the same conditions
as in the previous examples. FIG. 2 summarizes the
results.

These results clearly show that the compositions of
the invention have a distinctly improved dissolution
25 compared to prior art compositions.

Example 5: Preparation of compositions according to the
invention containing other fibrate derivatives.

30 Compositions according to the invention in which
fenofibrate was replaced by gemfibrosil, ciprofibrate or
bezafibrate were prepared according to the method of
example 1. The compositions were identical to that given
in example 1, except for the active ingredient, which
varied.

35 The dissolution profile of compositions thus obtained
was compared to the one obtained for pharmaceutical
preparations that were commercially available, as
follows:

Gemfibrosil (450 mg), Lipur® tablets, - Parke Davis;
Ciprofibrate (500 mg), capsules, Lipanor® - Sanofi
Winthrop;

BI-Lipanor® - 200 mg - Sanofi Winthrop;

5 Bezafibrate (200 mg), tablets, Bezifal® - Lipha Santé

The results of dissolution tests carried out according to example 2 clearly show that the dissolution profile of compositions according to the present invention is distinctly better than that obtained with
10 the corresponding commercially-available dosage formulations.

Example 6: Study of dissolution profile of a composition according to the present invention containing other classes of active ingredient.

15 Other active ingredients, known for their poor solubility, were tested in this example, these being: glipizide and nifedipine.

The compositions according to the invention (granules) that were tested were the following
20 (suspension of the active ingredient being carried out in 50.00 mg demineralized water):

Composition 1:

	Glipizide	10.00 mg
	Plasdone K29-32®	10.00 mg
25	Lactose EP D20®	80.00 mg

Composition 2:

	Nifedipine (5µm)	10.00 mg
	Plasdone K29-32®	15.00 mg
	Lactose EP D20®	80.00 mg

30 The compositions according to the invention that were tested were prepared according to example 1, the various compounds being present in amounts calculated for 10 mg of glipizide or nifedipine active ingredient.

These compositions were compared to untreated active
35 ingredients. The results of dissolution tests (carried out according to the method of example 2) are illustrated graphically in FIGS. 3 and 4 respectively, for glipizide or nifedipine active ingredients.

These results clearly show that the compositions according to the present invention have a dissolution profile which is improved compared to the untreated starting active ingredients.

5 Similar tests carried out on other poorly-soluble active ingredients, such as griseofulvine and spironolactone lead to similar results.

Obviously, the present invention is not limited to the embodiments described but may be subject to numerous
10 variations readily accessible to those skilled in the art.

WHAT IS CLAIMED IS:

- 1.- An immediate-release composition comprising:
 - 5 (a) an inert hydrosoluble carrier covered with at least one layer containing an active ingredient except fenofibrate in a micronized form having a size less than 20 μm , a hydrophilic polymer and, optionally, a surfactant; said hydrophilic polymer making up at least 10% by weight of (a); and
 - 10 (b) optionally one or several outer phase(s) or layer(s).
- 2.- The composition according to claim 1, in which a surfactant is present with the active ingredient and the hydrophilic polymer.
- 15 3.- The composition according to claim 1 or 2, in which the hydrophilic polymer is polyvinylpyrrolidone.
- 20 4.- The composition according to claim 2 or 3, in which the active ingredient and the surfactant are co-micronized.
- 5.- The composition according to any one of claims 2 to 4, in which said surfactant is sodium laurylsulfate.
- 25 6.- The composition according to any one of claims 1 to 5, in which the weight ratio active ingredient/hydrophilic polymer is comprised between 1/10 and 4/1.
- 30 7.- The composition according to any one of claims 1 to 6, in which the weight ratio active ingredient/hydrophilic polymer is comprised between 1/2 and 2/1.
- 35 8.- The composition according to any one of the preceding claims, in which, based on the weight of (a),

said inert hydrosoluble carrier makes up from 10 to 90% by weight, said active ingredient makes up from 5 to 50% by weight, said hydrophilic polymer makes up from 10 to 60% by weight, and said surfactant makes up from 0 to 10%
5 by weight.

9.- The composition according to any one of the preceding claims, in which, based on the weight of (a), said inert hydrosoluble carrier makes up from 20 to 80%
10 by weight, said active ingredient makes up from 10 to 40% by weight, said hydrophilic polymer makes up from 10 to 50% by weight, and said surfactant makes up from 0.1 to 3% by weight.

15 10.- The composition according to any one of the preceding claims, in which said hydrophilic polymer makes up at least 20% by weight.

11.- The composition according to any one of the preceding claims, in which the individual particle size
20 of said inert hydrosoluble carrier is comprised between 50 and 500 microns.

12.- The composition according to any one of claims 1
25 to 10, in which the active ingredient is selected from the group consisting of gemfibrosil, cipofibrate, beclibrate, clinofibrate, simfibrate and bezafibrate.

13.- The composition according to any one of claims 1
30 to 11, in which the active ingredient is selected from the group consisting of acetazolamide, pipemidic acid, alprazolam, amphotericin B, atenolol, azathioprine, zidovudine, cortisone, econazole, itraconazole, furosemide, glipizide, nifedipine, spironolactone,
35 griseofulvine, ketoconazole, loperamide, lovastatine, mesalazine, sucralfate, tolbutamide, papaverine, piroxicam and verapamil.

14.- A composition comprising a glipizide active ingredient having a dissolution of at least 10% in 5 minutes, 20% in 10 minutes, 50% in 20 minutes and 75% in 30 minutes, as measured using the rotating blade method at 75 rpm according to the European Pharmacopoeia, in a dissolution medium constituted by water with 2% by weight polysorbate 80.

15.- A composition comprising a nifedipine active ingredient having a dissolution of at least 10% in 5 minutes, 20% in 10 minutes, 50% in 20 minutes and 75% in 30 minutes, as measured using the rotating blade method at 75 rpm according to the European Pharmacopoeia, in a dissolution medium constituted by water with 2% by weight polysorbate 80.

16.- The composition according to any one of the preceding claims, under the form of a tablet.

17.- The composition according to claim 16, under the form of a tablet, resulting from the compression of elements (a) together with an outer phase.

18.- A method for preparing a pharmaceutical composition according to any one of the preceding claims comprising the steps of:

(a) preparing a suspension of active ingredient except fenofibrate in micronized form with a particle size below 20 μm , in a solution of hydrophilic polymer and, optionally surfactant;

(b) applying the suspension from step (a) to an inert hydrosoluble carrier;

(c) optionally, coating granules thus obtained with one or several phase(s) or layer(s).

35

19.- The method according to claim 18, in which step (b) is carried out in a fluidized-bed granulator.

- 20.- The method according to claim 18 or 19, comprising a step in which products obtained from step (b) or (c) are compressed.
- 5 21.- A suspension of active ingredient except fenofibrate in micronized form having a size less than 20 μm , in a solution of hydrophilic polymer and, optionally, surfactant.
- 10 22.- The suspension of fenofibrate according to claim 21, in which the fenofibrate concentration is from 1 to 40% by weight, preferably from 10 to 25% by weight.
- 15 23.- The suspension of fenofibrate according to claim 21 or 22, in which the hydrophilic polymer concentration is from 5 to 40% by weight, preferably from 10 to 25% by weight.
- 20 24.- The suspension of fenofibrate according to claim 21, 22 or 23, in which the surfactant is present at a concentration below 5% by weight.

FIG 1

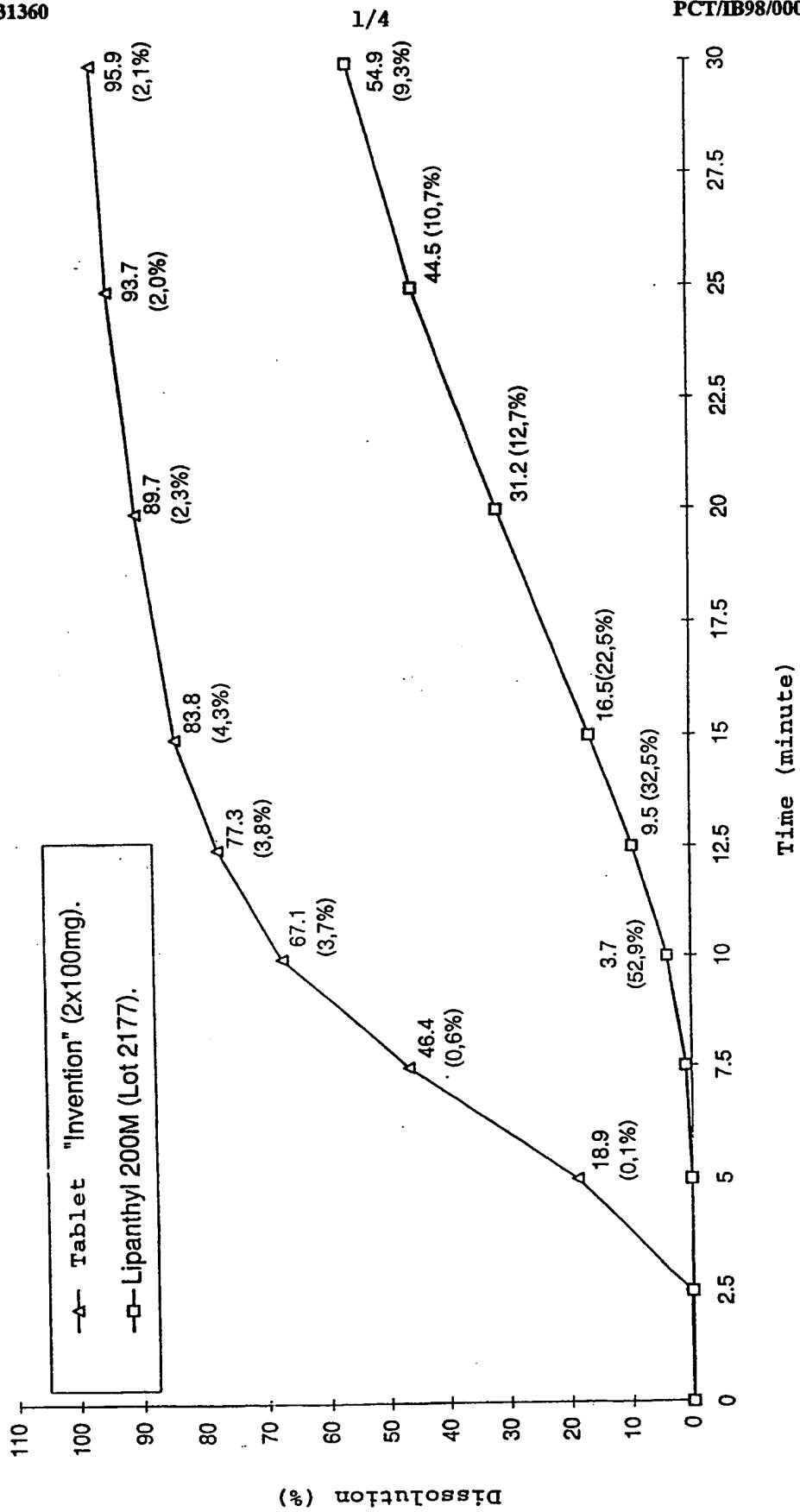


FIG 3

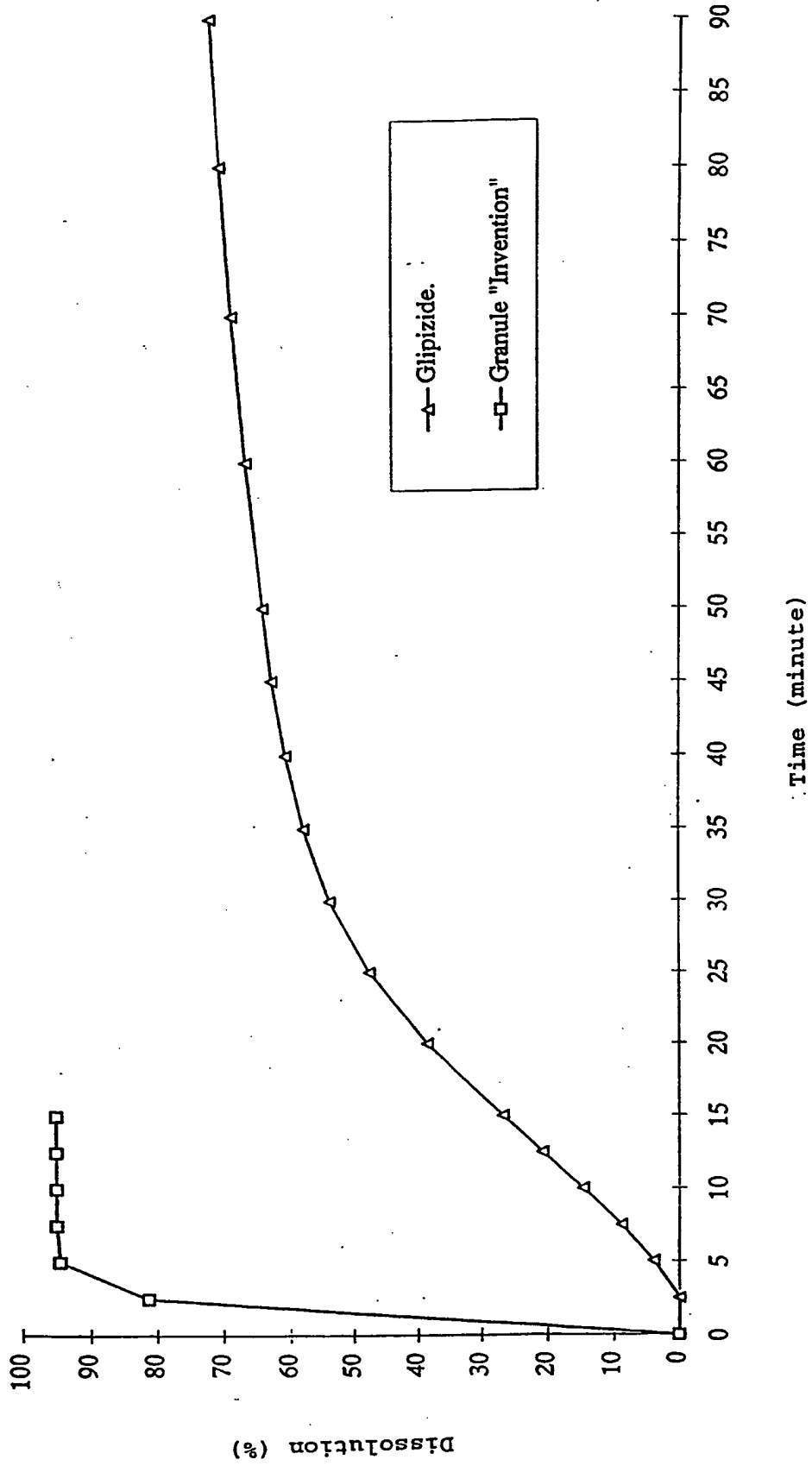
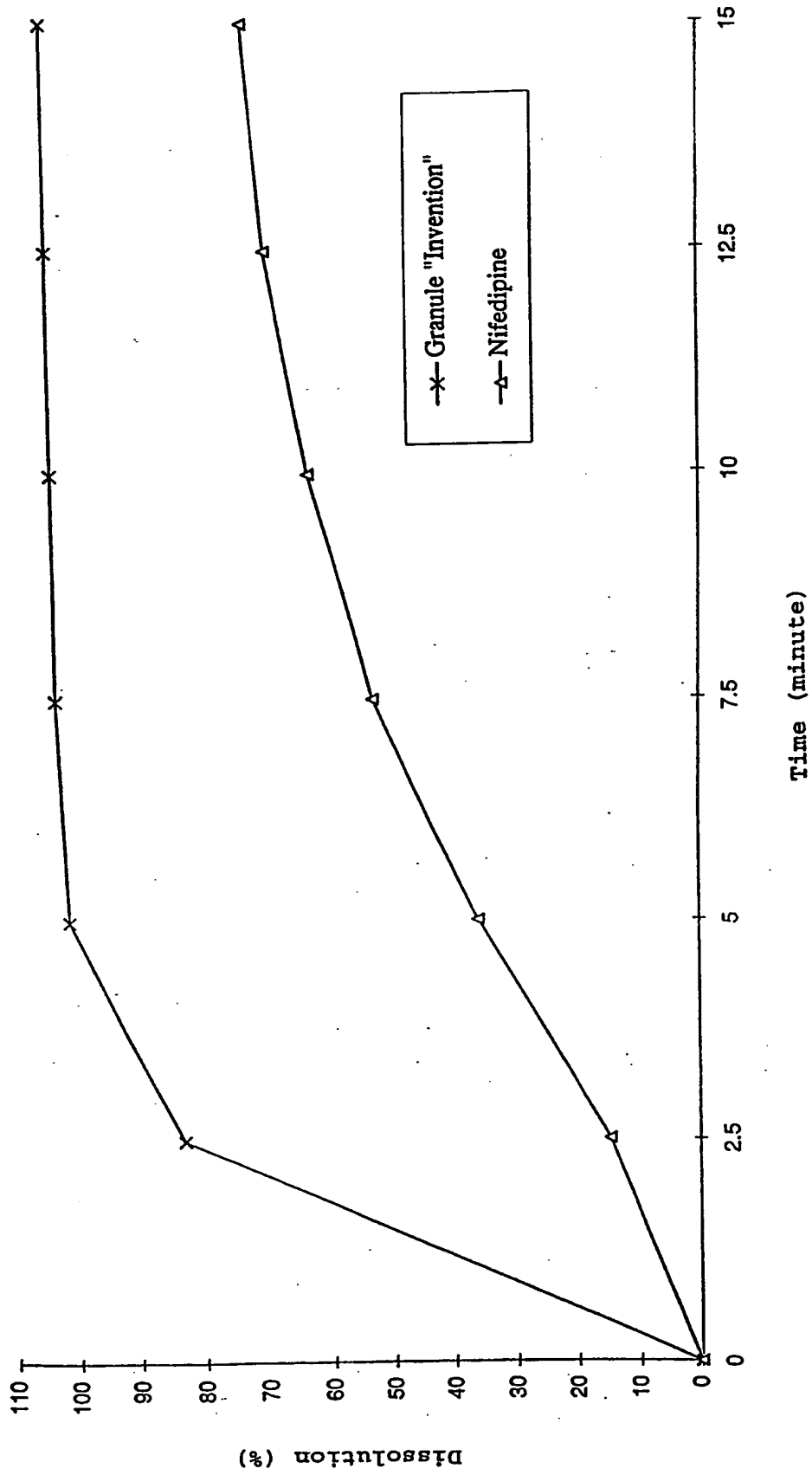


FIG 4



INTERNATIONAL SEARCH REPORT

Inte. onal Application No

PCT/IB 98/00066

A. CLASSIFICATION OF SUBJECT MATTER

IPC 6 A61K31/19 A61K31/215 A61K31/22 A61K31/44 A61K31/64
 A61K9/16 A61K9/20 A61K9/50

According to International Patent Classification (IPC) or to both national classification and IPC

B. FIELDS SEARCHED

Minimum documentation searched (classification system followed by classification symbols)

IPC 6 A61K

Documentation searched other than minimum documentation to the extent that such documents are included in the fields searched

Electronic data base consulted during the international search (name of data base and, where practical, search terms used)

C. DOCUMENTS CONSIDERED TO BE RELEVANT

Category *	Citation of document, with indication, where appropriate, of the relevant passages	Relevant to claim No.
Y	WO 82 01649 A (DESHORS) 27 May 1982 see the whole document ---	1-24
Y	EP 0 519 144 A (ILSAN ILAC HAMMADDELERI SANAYI A.S.) 23 December 1992 cited in the application see the whole document ---	1-24
Y	WO 96 01621 A (ASTRA AKTIEBOLAG) 27 January 1996 cited in the application see claims see page 7, line 1 - line 4 see page 10, line 18 - line 20 ---	1-24
Y	EP 0 164 959 A (STERWIN) 18 December 1985 see the whole document ---	1-24
	-/--	

Further documents are listed in the continuation of box C. Patent family members are listed in annex.

* Special categories of cited documents :

<p>"A" document defining the general state of the art which is not considered to be of particular relevance</p> <p>"E" earlier document but published on or after the international filing date</p> <p>"L" document which may throw doubts on priority claim(s) or which is cited to establish the publication date of another citation or other special reason (as specified)</p> <p>"O" document referring to an oral disclosure, use, exhibition or other means</p> <p>"P" document published prior to the international filing date but later than the priority date claimed</p>	<p>"T" later document published after the international filing date or priority date and not in conflict with the application but cited to understand the principle or theory underlying the invention</p> <p>"X" document of particular relevance; the claimed invention cannot be considered novel or cannot be considered to involve an inventive step when the document is taken alone</p> <p>"Y" document of particular relevance; the claimed invention cannot be considered to involve an inventive step when the document is combined with one or more other such documents, such combination being obvious to a person skilled in the art.</p> <p>"&" document member of the same patent family</p>
--	--

Date of the actual completion of the international search 17 April 1998	Date of mailing of the international search report 23/04/1998
---	---

Name and mailing address of the ISA European Patent Office, P.B. 5818 Patentlaan 2 NL - 2280 HV Rijswijk Tel. (+31-70) 340-2040, Tx. 31 651 epo nl, Fax: (+31-70) 340-3016	Authorized officer Scarponi, U
--	--

INTERNATIONAL SEARCH REPORT

International Application No

PCT/IB 98/00066

C.(Continuation) DOCUMENTS CONSIDERED TO BE RELEVANT

Category	Citation of document, with indication, where appropriate, of the relevant passages	Relevant to claim No.
Y	EP 0 122 077 A (ELAN) 17 October 1984 see the whole document -----	1-24
Y	EP 0 168 360 A (ROBERTO VALDUCCI, IT)) 15 January 1986 see the whole document -----	1-24

1

INTERNATIONAL SEARCH REPORT

Information on patent family members

International Application No

PCT/IB 98/00066

Patent document cited in search report	Publication date	Patent family member(s)	Publication date
WO 8201649 A	27-05-82	FR 2494112 A	21-05-82
		AT 387517 B	10-02-89
		BE 891129 A	17-05-82
		DE 3152519 A	29-12-83
		EP 0065531 A	01-12-82
		NL 8120434 T	01-10-82

EP 519144 A	23-12-92	CA 2046364 A	06-01-93
		AT 156707 T	15-08-97
		DE 69127275 D	18-09-97
		DE 69127275 T	12-03-98

WO 9601621 A	25-01-96	AU 2993695 A	09-02-96
		CA 2170526 A	25-01-96
		CN 1134108 A	23-10-96
		CZ 9600731 A	14-08-96
		EP 0723434 A	31-07-96
		FI 961056 A	06-05-96
		HU 75772 A	28-05-97
		JP 9502738 T	18-03-97
		NO 960837 A	29-02-96
		PL 313386 A	24-06-96
		SK 30396 A	10-09-97
		ZA 9505545 A	08-01-96

EP 164959 A	18-12-85	AU 573006 B	26-05-88
		CA 1258232 A	08-08-89
		DE 3585560 A	16-04-92
		DK 247285 A, B,	05-12-85
		FI 852235 A, B	05-12-85
		GB 2159715 A, B	11-12-85
		JP 61001614 A	07-01-86
		PT 80583 B	18-09-87
		US 4806361 A	21-02-89

EP 122077 A	17-10-84	BE 899293 A	16-07-84
		CH 660688 B	15-06-87
		JP 1771837 C	14-07-93
		JP 4066207 B	22-10-92
		JP 59219219 A	10-12-84

INTERNATIONAL SEARCH REPORT

Information on patent family members

International Application No

PCT/IB 98/00066

Patent document cited in search report	Publication date	Patent family member(s)	Publication date
EP 122077 A		US 4820521 A US 4663150 A	11-04-89 05-05-87
EP 168360 A	15-01-86	DE 3586185 A JP 61033113 A SU 1829934 A US 4957746 A	16-07-92 17-02-86 23-07-93 18-09-90

**This Page is Inserted by IFW Indexing and Scanning
Operations and is not part of the Official Record**

BEST AVAILABLE IMAGES

Defective images within this document are accurate representations of the original documents submitted by the applicant.

Defects in the images include but are not limited to the items checked:

- BLACK BORDERS
- IMAGE CUT OFF AT TOP, BOTTOM OR SIDES
- FADED TEXT OR DRAWING
- BLURRED OR ILLEGIBLE TEXT OR DRAWING
- SKEWED/SLANTED IMAGES
- COLOR OR BLACK AND WHITE PHOTOGRAPHS
- GRAY SCALE DOCUMENTS
- LINES OR MARKS ON ORIGINAL DOCUMENT
- REFERENCE(S) OR EXHIBIT(S) SUBMITTED ARE POOR QUALITY
- OTHER: _____

IMAGES ARE BEST AVAILABLE COPY.

As rescanning these documents will not correct the image problems checked, please do not report these problems to the IFW Image Problem Mailbox.